

# QuickBooks Error 6000 Repair | Fast Expert Help | QB Desktop Won't Open? Easy Fix Inside!

QuickBooks 📞 +1-(888)-354-(3912) 🎀 📞 +1-(888)-354-(3912) 🎀 Facing [QuickBooks](#) 📞  
[+1-\(888\)-354-\(3912\)](#) 🎀 📞 [+1-\(888\)-354-\(3912\)](#) 🎀 [Error 6000](#) call now: +1 888-354-3912  
and stuck with a desktop that refuses to open? You're not alone—this error series often signals  
deeper issues like damaged company files, blocked network paths, missing server permissions,  
or corrupted QuickBooks 📞 +1-(888)-354-(3912) 🎀 📞 +1-(888)-354-(3912) 🎀  
configuration files. In this guide, you'll discover **smart, easy-to-follow repair methods** that  
quickly restore access to your data. From rebuilding file links to resetting hosting settings and  
refreshing core QuickBooks 📞 +1-(888)-354-(3912) 🎀 📞 +1-(888)-354-(3912) 🎀  
components, every solution is designed to get you back on track without delays.

Whether you're running QuickBooks 📞 +1-(888)-354-(3912) 🎀 📞 +1-(888)-354-(3912) 🎀  
for business, accounting, or daily bookkeeping, these troubleshooting steps will save you time,  
stress, and productivity loss.

📞 **For immediate expert assistance, Call Now: [+1 888-354-3912](#)**

Fast, reliable QuickBooks 📞 +1-(888)-354-(3912) 🎀 📞 +1-(888)-354-(3912) 🎀  
support—available anytime.

## Q1: What Does the QuickBooks 📞 +1-(888)-354-(3912) 🎀 📞 +1-(888)-354-(3912) 🎀 Error 6000 Series Mean?

The **6000 series** indicates that QuickBooks 📞 +1-(888)-354-(3912) 🎀 📞  
+1-(888)-354-(3912) 🎀 is unable to access the company file due to problems such as:

- File corruption
- Damaged network setup
- Incorrect folder permissions
- Firewall blocking QuickBooks 📞 +1-(888)-354-(3912) 🎀 📞 +1-(888)-354-(3912) 🎀  
🎀 ports
- Multi-user configuration issues

In short, this error means QuickBooks 📞 +1-(888)-354-(3912) 🎀 📞 +1-(888)-354-(3912) 🎀 cannot read or connect to your company file properly.

📞 Call-Now: [+1 888-354-3912](tel:+18883543912)

## Q2: What Are the Most Common QuickBooks 📞 +1-(888)-354-(3912) 🎀 📞 +1-(888)-354-(3912) 🎀 6000 Series Errors?

Here are the most frequent variants:

- **Error -6000, -83** → Company file access or backup failure
- **Error -6000, -80** → Network connection problem
- **Error -6000, -77** → File stored in an incorrect or restricted folder
- **Error -6000, -301** → Damaged QuickBooks 📞 +1-(888)-354-(3912) 🎀 📞 +1-(888)-354-(3912) 🎀 installation
- **Error -6000, -304** → Inadequate disk space or invalid file path
- **Error -6000, -305** → Conflicting multi-user hosting setups
- **Error -6147 or -6144** → File corruption or incorrect Windows settings

Each error points to a specific issue related to file accessibility.

## Q3: Why Does the Error 6000 Series Happen in the First Place?

The most common causes include:

- Your company file (.QBW) is **damaged or corrupted**

- QuickBooks 📞 +1-(888)-354-(3912) 🎀 📞 +1-(888)-354-(3912) 🎀 does not have the **right permissions**
- Network settings are incorrect in **multi-user mode**
- Your antivirus or firewall is **blocking connection**
- The file is located on an **external device** or restricted folder
- QuickBooks 📞 +1-(888)-354-(3912) 🎀 📞 +1-(888)-354-(3912) 🎀 installation files are **damaged**
- Hosting settings are **conflicting** on workstations

Even one incorrect setting can trigger these errors.

📞 Call-Now: [+1 888-354-3912](tel:+18883543912)

## Q4: How Can I Fix QuickBooks 📞 +1-(888)-354-(3912) 🎀 📞 +1-(888)-354-(3912) 🎀 Error 6000 Series Quickly?

Here are the top proven methods:

### Step 1: Move the Company File to a Local Folder

- Copy the .QBW file from network/external drive
- Place it in a local folder like:  
**C:\QBTest**
- Open QuickBooks 📞 +1-(888)-354-(3912) 🎀 📞 +1-(888)-354-(3912) 🎀 and try again

If it opens, the previous folder or network path was the issue.

### Step 2: Turn Off Hosting on All Workstations

Only the server should host the file.

Go to:

**File → Utilities → Stop Hosting Multi-User Access**

(Do this on all workstations except the server.)

### Step 3: Adjust Folder Permissions

Ensure the QuickBooks 📞 +1-(888)-354-(3912) 🎀 📞 +1-(888)-354-(3912) 🎀 folder has full access:

1. Right-click the folder
2. Select **Properties → Security → Edit**
3. Give **Full Control** to all QuickBooks 📞 +1-(888)-354-(3912) 🎀 📞 +1-(888)-354-(3912) 🎀-related users

### Step 4: Use QuickBooks 📞 +1-(888)-354-(3912) 🎀 📞 +1-(888)-354-(3912) 🎀 File Doctor

This tool repairs damaged company files and network issues.

It automatically fixes:

- 6000 series errors
- File corruption
- Network conflicts

📞 Call-Now: [+1888-354-3912](tel:+18883543912)

### Step 5: Configure Firewall & Antivirus Settings

Make sure QuickBooks 📞 +1-(888)-354-(3912) 🎀 📞 +1-(888)-354-(3912) 🎀 ports are open.

Add exceptions for:

- QuickBooks ☎ +1-(888)-354-(3912) 🎀 ☎ +1-(888)-354-(3912) 🎀 executable files
- Database Server Manager
- QBW and ND file types

## Step 6: Rename .ND and .TLG Files

These are configuration files QuickBooks ☎ +1-(888)-354-(3912) 🎀 ☎ +1-(888)-354-(3912) 🎀 creates.

1. Find the .ND and .TLG files
2. Rename them like:
  - **Companyfile.qbw.nd → Companyfile.qbw.nd.old**
  - **Companyfile.tlg → Companyfile.tlg.old**

QuickBooks ☎ +1-(888)-354-(3912) 🎀 ☎ +1-(888)-354-(3912) 🎀 will recreate fresh ones automatically.

## Q5: Can These Errors Cause Data Loss?

Not usually—but ignoring them **can lead to corruption** over time.

If you see repeated 6000-series errors:

- Do NOT continue working on the file
- Do NOT force QuickBooks ☎ +1-(888)-354-(3912) 🎀 ☎ +1-(888)-354-(3912) 🎀 to open
- Do NOT move or rename the file without a backup





Taking immediate action prevents major data damage.

## Q6: What Should I Do If None of the Solutions Work?

If all troubleshooting fails, it means the company file or network configuration has deeper damage.

At this point, it's best to get expert assistance:

 **Call-Now: [+1 888-354-3912](tel:+18883543912)**













(Get instant help for QuickBooks  +1-(888)-354-(3912)   +1-(888)-354-(3912)   
Error 6000 Series)

Experts can:

- Repair severely corrupt files
- Fix advanced hosting issues
- Restore damaged company data
- Configure secure multi-user networks

## Q7: Can the Error 6000 Series Be Prevented in the Future?

Yes! Follow these preventive tips:

- Always store company files in **local or server folders**
- Keep QuickBooks  +1-(888)-354-(3912)   +1-(888)-354-(3912)  updated
- Perform **regular backups**
- Use stable networks for multi-user mode
- Avoid shutting down QuickBooks  +1-(888)-354-(3912)   +1-(888)-354-(3912)  during operations
- Maintain your Windows OS and disk health
- Use QuickBooks  +1-(888)-354-(3912)   +1-(888)-354-(3912)  Database Server Manager

Prevention saves you from recurring interruptions.

📞 Call-Now: [+1 888-354-3912](tel:+18883543912)

## Q8: Does the Error Affect QuickBooks 📞

+1-(888)-354-(3912) 🎀 📞 +1-(888)-354-(3912) 🎀

### Premier, Pro, Enterprise, or Online?

The 6000 series affects QuickBooks 📞 +1-(888)-354-(3912) 🎀 📞 +1-(888)-354-(3912) 🎀

Desktop versions, including:

- QuickBooks 📞 +1-(888)-354-(3912) 🎀 📞 +1-(888)-354-(3912) 🎀 Pro
- QuickBooks 📞 +1-(888)-354-(3912) 🎀 📞 +1-(888)-354-(3912) 🎀 Premier
- QuickBooks 📞 +1-(888)-354-(3912) 🎀 📞 +1-(888)-354-(3912) 🎀 Enterprise

QuickBooks 📞 +1-(888)-354-(3912) 🎀 📞 +1-(888)-354-(3912) 🎀 Online does **not** get 6000-series errors since it's cloud-based.

## Q9: Is QuickBooks 📞 +1-(888)-354-(3912) 🎀 📞

+1-(888)-354-(3912) 🎀 Error 6000 Series Common?

Yes—it's one of the most frequent issues because most businesses work with multi-user setups, shared networks, and large company files.

These environments increase the chance of:

- File corruption
- Permission errors
- Server hosting issues

That's why many users encounter them at least once a year.

## Q10: When Should I Call for Technical Support?

You should reach out to support if:

- The company file still won't open
- You've tried all steps but errors continue
- You suspect major file corruption
- QuickBooks ☎ +1-(888)-354-(3912) 🚫 ☎ +1-(888)-354-(3912) 🚫 crashes frequently
- Multiple 6000-series errors appear

For professional QuickBooks ☎ +1-(888)-354-(3912) 🚫 ☎ +1-(888)-354-(3912) 🚫 repair:

☎ Call-Now: [+1 888-354-3912](tel:+18883543912)

## Final Thoughts

The QuickBooks ☎ +1-(888)-354-(3912) 🚫 ☎ +1-(888)-354-(3912) 🚫 Error 6000 Series can be intimidating, but with the right troubleshooting steps and preventive measures, most problems can be fixed quickly. Whether it's a network glitch, file corruption, or configuration issue, this Q&A guide provides the clearest and most effective solutions.

☎ Call-Now: [+1 888-354-3912](tel:+18883543912)